

CP5-450

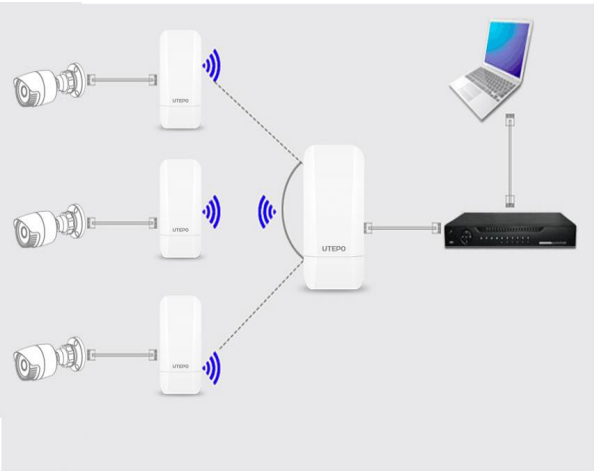



- 5GHz operating frequency band ensures less wireless interference.
- Support data transfer distance up to 2km.
- Support 24V PoE / DC 12V/1A powered.
- Wireless speed up to 450Mbps, built-in 13dBi directional antenna with dual polarization.
- IP65 enclosure design.

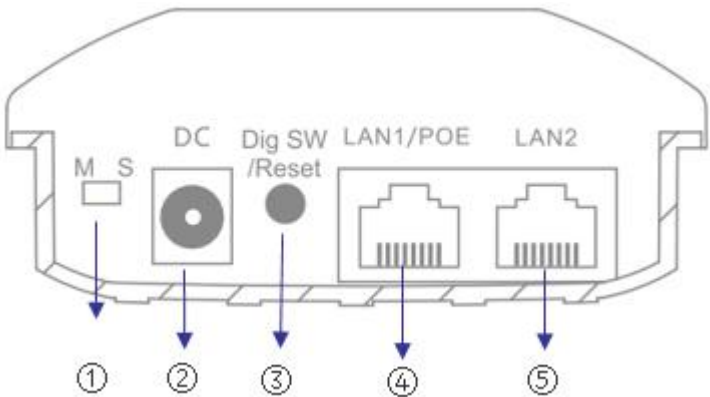
Overview

UTEPO 5Ghz 450Mbps 13dBi Outdoor CPE, CP5-450 is adopting the 11ac technology and dedicated to cost effective solutions for outdoor medium and short distance wireless networking applications. Equipped with unique visual pairing design, it is flexible and easy for point-to-point and point-to-multipoint wireless transmit applications.

Application



Interface Diagram



- ①Master Dial Switch
- ②DC Power Input Port
- ③Digital Switch / Reset
- ④PoE Port
- ⑤LAN Port

Specification

Model	CP5-450
Main Chip	MTK7628KN+7610E
Wireless Technology	5.8G:450Mbps 802.11b/g/n/ac MIMO
Memory	DDR2 8MB
Flash	1MB
Interface	2*10/100 Mbps auto-sensing RJ45 ports
Button	1*Digital Switch/Reset. Value 1 added by short pressing, reset by pressing in 5s.
LED	SIG*4, LAN1, LAN2, SYS, PWR
Power	Passive PoE: 24V 0.5A DC 12V 1A, power consumption < 10W
Antenna	Built-in 13dBi directional antenna with dual polarization Horizontal angle: 60 degree, vertical angle: 60 degree.
Operating Environment	Temperature: -30°C ~ +55°C (Operation), -40°C ~ +70°C (Storage) Humidity (Non-condensing): 10% ~ 90% (Operation), 5% ~ 95%(Storage)
Dimension	260mm×90mm×37mm
Modulation Mode	OFDM = BPSK,QPSK,16-QAM,64-QAM;DSSS = DBPSK,DQPSK,CCK
Power Output	11a @54M:19±2dB, @6M:23±2dB 11n 20MHz : @MCS9:19±2dB, @MCS0:21±2dB 11n 40MHz : @MCS9:19±2dB, @MCS0:21±2dB 11ac 40MHz @MCS9:19±2dB, @MCS0:21±2dB 11ac 80MHz @MCS9:18±2dB, @MCS0:21±2dB
Frequency Range	802.11a/n/an/ac : 5.1GHz~5.8GHz (China)
Receiver Sensitivity	5.8G: HT20: <-71dbm@ MCS8 ; HT40: <-66dbm@ MCS9 ; HT80: <-63dbm@ MCS9;
Operating Channel	5G: 36, 40, 44, 48, 52, 56, 60, 64, 149, 153, 157, 161, 165
EVM	802.11n: ≤-28 DB 802.11a: ≤-25 DB
Frequency Offset	±20ppm
Operation Mode	Master AP, Slave AP (Through dial switch)
Networking Mode	Point to Point, Point to multipoint (Within 8 points)
Management	WEB Default IP: 169.254.254.254 Username/Password: utepo/utepo
Network	Bridge: Static IP/ Dynamic IP

Specification

Wireless Management	Bridge configuration, WIFI confirguration
System	Time/ Date Setting, Username Managerment, Backup/ Restore, Reboot/ Time to Reboot
Update	WEB update

Packing List

CONTENT	QTY
CPE	1
POE Power Supply	1
Mounting Kits	1
Cable	1
User Manual	1

Related Product

NAME	MODEL
2.4G 300M Outdoor CPE	CP2-300
5.8G 900M Outdoor CPE (3Km)	CP5-900
5.8G 900M Outdoor Outdoor CPE (20Km)	CP5-1200